

Nine Ki Course with Simon Brown

Contents

Characteristics of the nine types of ki

Calculating the year number

Calculating the month number

Calculating the axis number

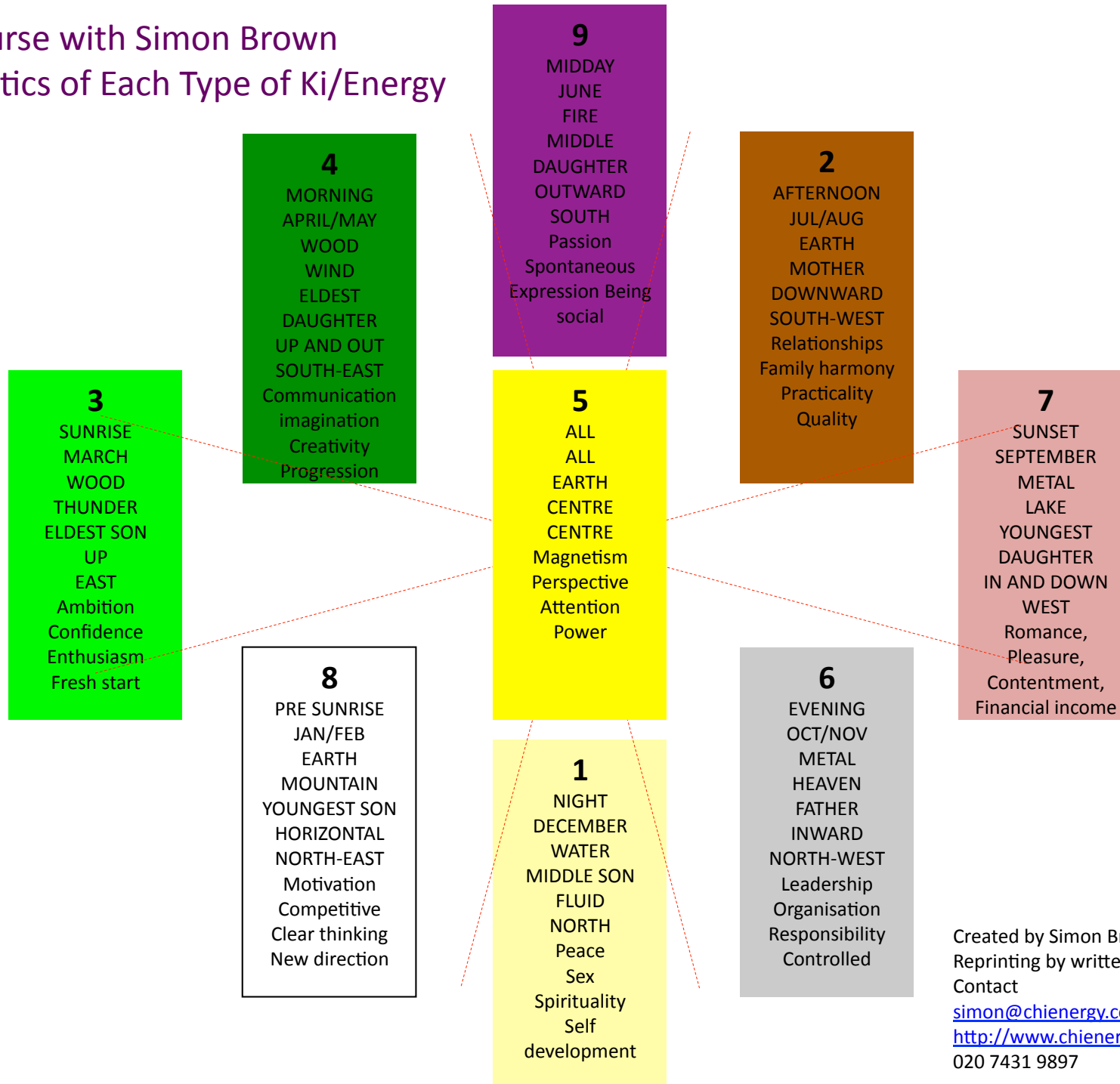
Nine ki charts

Relationships

Timing

Nine Ki Course with Simon Brown

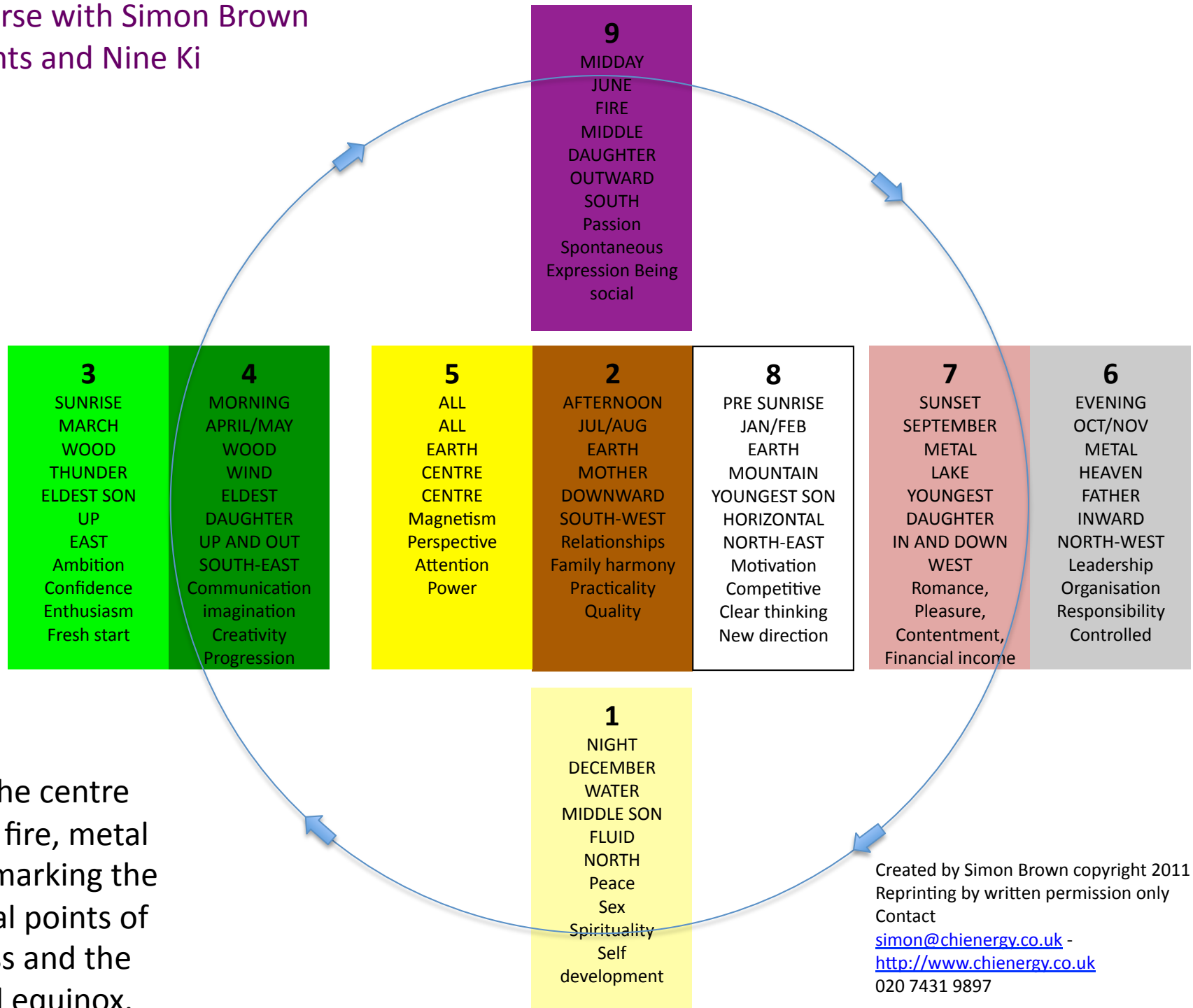
Characteristics of Each Type of Ki/Energy



Created by Simon Brown copyright 2011
Reprinting by written permission only
Contact
simon@chienergy.co.uk -
<http://www.chienergy.co.uk>
020 7431 9897

Nine Ki Course with Simon Brown

Five Elements and Nine Ki



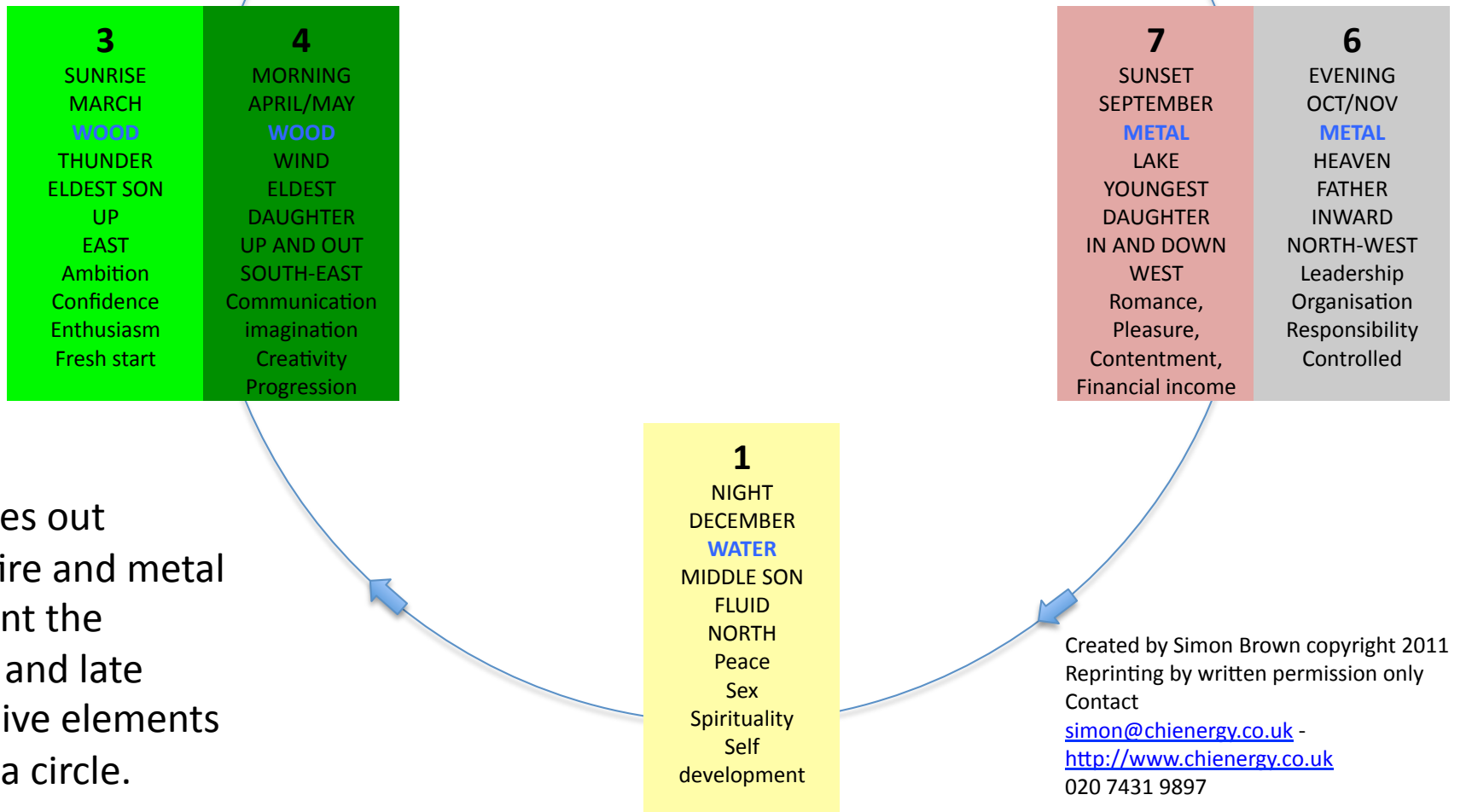
Earth is in the centre with wood, fire, metal and water marking the four cardinal points of the compass and the solstice and equinox.

Created by Simon Brown copyright 2011
 Reprinting by written permission only
 Contact
simon@chienergy.co.uk -
<http://www.chienergy.co.uk>
 020 7431 9897

Nine Ki Course with Simon Brown

Five Elements and Nine Ki

The elements that are next to each other are considered harmonious.



Earth moves out between fire and metal to represent the afternoon and late summer. Five elements now form a circle.

Nine Ki Course with Simon Brown – Start of the Year and Months

Nine ki is based on a solar calendar.

The key points on the calendar are the winter and summer solstice and spring and autumn equinox.

These are typically are December 21/22, March 20/21, June 20/21 and September 22/23.

The solstice mark the shortest and longest days of the year.

The equinox mark the days when the whole planet experiences equal periods of night and day.

In the solar calendar the solstice and equinox mark the middle of the month.

So the months in the solar calendar start a few days later than in our current Gregorian calendar.

The year in nine ki starts half way between the winter solstice and spring equinox.

This is typically the 3rd or 4th of February.

See my chart for exact dates and times.

Created by Simon Brown copyright 2011

Reprinting by written permission only

Contact

simon@chienergy.co.uk -

<http://www.chienergy.co.uk>

020 7431 9897

Nine Ki Course with Simon Brown – Finding Your Year Energy / Number and Deepest Energy

Add year digits, add digits again if higher than 10 and then subtract from 11

Example

2011

$$2+0+1+1=4$$

$$11-4=7$$

Example

2012

$$2+0+1+2=5$$

11-5=6 (Note each year reduces by 1. So 2013 will be a 5 year, 2014 a 4.....)

Example

1957

$$1+9+5+7=22$$

$$2+2=4$$

$$11-4=7$$

Created by Simon Brown copyright 2011
 Reprinting by written permission only
 Contact
simon@chienergy.co.uk -
<http://www.chienergy.co.uk>
 020 7431 9897

2009	2010	2011	2012	2013	2014	2015	2016	2017
9	8	7	6	5	4	3	2	1
MIDDAY JUNE FIRE MIDDLE DAUGHTER OUTWARD SOUTH Passion Spontaneous Expression Being social	PRE SUNRISE JAN/FEB EARTH MOUNTAIN YOUNGEST SON HORIZONTAL NORTH-EAST Motivation Competitive Clear thinking New direction	SUNSET SEPTEMBER METAL LAKE YOUNGEST DAUGHTER IN AND DOWN WEST Romance, Pleasure, Contentment, Financial income	EVENING OCT/NOV METAL HEAVEN FATHER INWARD NORTH-WEST Leadership Organisation Responsibility Controlled	ALL ALL EARTH CENTRE CENTRE Magnetism Perspective Attention Power	MORNING APRIL/MAY WOOD WIND ELDEST DAUGHTER UP AND OUT SOUTH-EAST Communication imagination Creativity Progression	SUNRISE MARCH WOOD THUNDER ELDEST SON UP EAST Ambition Confidence Enthusiasm Fresh start	AFTERNOON JUL/AUG EARTH MOTHER DOWNWARD SOUTH-WEST Relationships Family harmony Practicality Quality	NIGHT DECEMBER WATER MIDDLE SON FLUID NORTH Peace Sex Spirituality Self development

Nine Ki Course with Simon Brown – Find Your Month Energy / Number and Heart / Mind Energy

Year	Feb	Year	Year	Year	Example
number	Nov	1,4,7	2,5,8	3,6,9	20 th October 1987
1 4 7 8		Month	Month	Month	Year number 4
2 5 8 2		Feb 8	Feb 2	Feb 5	Month number 9
3 6 9 5		Mar 7	Mar 1	Mar 4	Example
		Apr 6	Apr 9	Apr 3	1 st July 1957
		May 5	May 8	May 2	Year number 7
		Jun 4	Jun 7	Jun 1	Month number 4
		Jul 3	Jul 6	Jul 9	Note as it is the beginning of
		Aug 2	Aug 5	Aug 8	July the month counts as
		Sep 1	Sep 4	Sep 7	June
		Oct 9	Oct 3	Oct 6	
		Nov 8	Nov 2	Nov 5	
		Dec 7	Dec 1	Dec 4	
		Jan 6	Jan 9	Jan 3	

Months for
2011

Created by Simon Brown copyright 2011
Reprinting by written permission only
Contact
simon@chienergy.co.uk -
<http://www.chienergy.co.uk>
020 7431 9897

Jan & Oct	Feb & Nov	Mar & Dec	Apr	May	Jun	Jul	Aug	Sep
9	8	7	6	5	4	3	2	1
MIDDAY	PRE SUNRISE	SUNSET	EVENING	ALL	MORNING	SUNRISE	AFTERNOON	NIGHT
JUNE	JAN/FEB	SEPTEMBER	OCT/NOV	ALL	APRIL/MAY	MARCH	JUL/AUG	DECEMBER
FIRE	EARTH	METAL	METAL	EARTH	WOOD	WOOD	EARTH	WATER
MIDDLE	MOUNTAIN	LAKE	HEAVEN	CENTRE	WIND	THUNDER	MOTHER	MIDDLE SON
DAUGHTER	YOUNGEST SON	YOUNGEST	FATHER	CENTRE	ELDEST	ELDEST SON	DOWNWARD	FLUID
OUTWARD	HORIZONTAL	DAUGHTER	INWARD	Magnetism	DAUGHTER	UP	SOUTH-WEST	NORTH
SOUTH	NORTH-EAST	IN AND DOWN	NORTH-WEST	Perspective	UP AND OUT	EAST	Relationships	Peace
Passion	Motivation	WEST	Leadership	Attention	SOUTH-EAST	Ambition	Family harmony	Sex
Spontaneous	Competitive	Romance,	Organisation	Power	Communication	Confidence	Practicality	Spirituality
Expression	Clear thinking	Pleasure,	Responsibility		imagination	Enthusiasm	Quality	Self
Being social	New direction	Contentment,	Controlled		Creativity	Fresh start		development
		Financial income			Progression			

Nine Ki Course with Simon Brown – The Nine Chart Configurations

		8 4 6		
		7 9 2		
	3 8 1	3 5 1		1 6 8
	2 4 6			9 2 4
	7 9 5			5 7 3
2 7 9		4 9 2		6 2 4
1 3 5		3 5 7		5 7 9
6 8 4		8 1 6		1 3 8
	7 3 5			5 1 3
	6 8 1			4 6 8
	2 4 9			9 2 7
		9 5 7		
		8 1 3		
		4 6 2		

Nine Ki Course with Simon Brown – Finding Your Axis Energy / Number and Superficial Energy

The axis number is the number where the nine ki year number appears on the nine ki month chart, when looking at the standard chart with 5 in the centre.

Example

Some who has the year number **7** and month number **4** will use the chart with four in the centre and then look for the position of the year number **7** in that chart.

Below you will see that **7** appears in the chart in the position occupied by **8** in the standard chart. This results in the nine ki number **748**.

3 8 1	4 9 2
2 4 6	3 5 7
7 9 5	8 1 6

Created by Simon Brown copyright 2011
 Reprinting by written permission only
 Contact
simon@chienergy.co.uk -
<http://www.chienergy.co.uk>
 020 7431 9897

A short cut is to compare the month number to 5 and then apply the opposite to the year number to find the axis number.

Example

Year **7** and month **4**. **4** is 1 less than 5 so increase **7** by 1 to get **8**. Result **748**

9	8	7	6	5	4	3	2	1
MIDDAY	PRE SUNRISE	SUNSET	EVENING	ALL	MORNING	SUNRISE	AFTERNOON	NIGHT
JUNE	JAN/FEB	SEPTEMBER	OCT/NOV	ALL	APRIL/MAY	MARCH	JUL/AUG	DECEMBER
FIRE	EARTH	METAL	METAL	EARTH	WOOD	WOOD	EARTH	WATER
MIDDLE	MOUNTAIN	LAKE	HEAVEN	CENTRE	WIND	THUNDER	MOTHER	MIDDLE SON
DAUGHTER	YOUNGEST SON	YOUNGEST	FATHER	CENTRE	ELDEST	ELDEST SON	DOWNWARD	FLUID
OUTWARD	HORIZONTAL	DAUGHTER	INWARD	Magnetism	DAUGHTER	UP	SOUTH-WEST	NORTH
SOUTH	NORTH-EAST	IN AND DOWN	NORTH-WEST	Perspective	UP AND OUT	EAST	Relationships	Peace
Passion	Motivation	WEST	Leadership	Attention	SOUTH-EAST	Ambition	Family harmony	Sex
Spontaneous	Competitive	Romance,	Organisation	Power	Communication	Confidence	Practicality	Spirituality
Expression	Clear thinking	Pleasure,	Responsibility		imagination	Enthusiasm	Quality	Self
Being social	New direction	Contentment,	Controlled		Creativity	Fresh start		development
		Financial income			Progression			

Nine Ki Course with Simon Brown – Creating Your Nine Ki Chart

Use your year and month number to create a chart using the charts on slide 8

In this example I have used the nine ki number 748.

7 relates to the deeper energy in each position of the chart.

4 refers to the emotional energy in each part of the chart.

The position the numbers occur in reflect their energetic influence on that aspect of the chart.

So here the position at the top of the chart that is associated with self expression is influenced by the more cautious deeper influence of 2 and a mental clarity from 8.

We can also consider that the fire and earth energies represented here are harmonious.



Nine Ki Course with Simon Brown – Timing - Year

Use the year nine ki number to find the position on the chart for the year or month that you want to explore the timing. So for example in 2012 the nine ki year number **7** is to the north-west where 6 would normally be. In this year a person with the nine ki year number **7** will enjoy more of the characteristics of the north-west.



Nine Ki Course with Simon Brown – Timing - Month

Use the year nine ki number to find the position on the chart for the month that you want to explore the timing. So for example in March 2012 the nine ki year number **7** is to the north-east where 8 would normally be. In this year a person with the nine ki year number **7** will enjoy more of the characteristics of the north-east.



Created by Simon Brown copyright 2011

Reprinting by written permission only

Contact

simon@chienergy.co.uk -

<http://www.chienergy.co.uk>

020 7431 9897